



PepperBall®

BLAST™

QUICK START GUIDE

WARNING: THIS PRODUCT IS NOT A TOY. KEEP AWAY FROM CHILDREN. Read label carefully before opening this container or using any of its contents. Opening container indicates user has carefully read this label in its entirety and accepts its provisions as the terms and conditions under which this product is furnished. **THIS PRODUCT IS INTENDED SOLELY** for use by properly trained users including law enforcement, military, private security, and corrections personnel. This BLAST™ launcher is preloaded with specially formulated powder. The active ingredient in the LIVE-X payload is PAVA, a pepper powder that on exposure or inhalation, will cause coughing, burning, stinging and/or other physical irritation. The INERT payload has no active ingredient and is intended for training purposes only.

WARNING: This product may contain one or more chemicals that are known to the State of California to cause cancer and birth defects or other reproductive harm. Wash hands after handling.


WARNING:

N₂ Gas Contents Under Pressure.
Do not puncture or incinerate container.
Do not heat or store at temperature above 120° F.
Do not expose cylinder to corrosive materials.
Keep out of the reach of children.

PROPER USE:

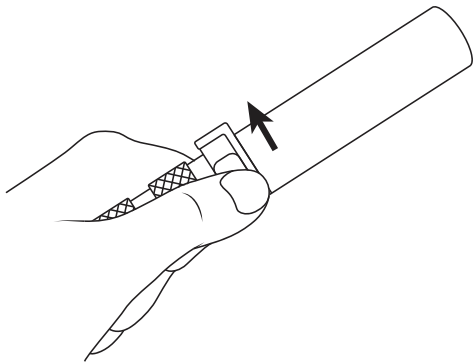
The PepperBall® BLAST™ is ready for deployment. **DO NOT ATTEMPT TO DISASSEMBLE OR RELOAD BEFORE FIRING.**

1



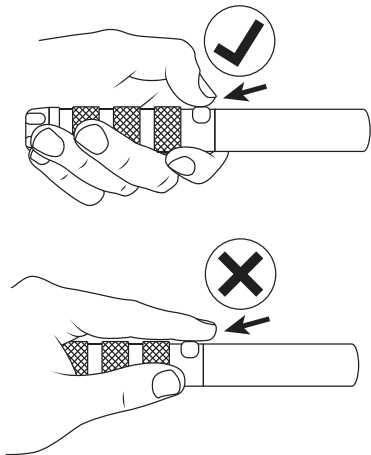
Make sure the arrow on the barrel is pointing away from you.

2




Move safety to **FIRE**.

3



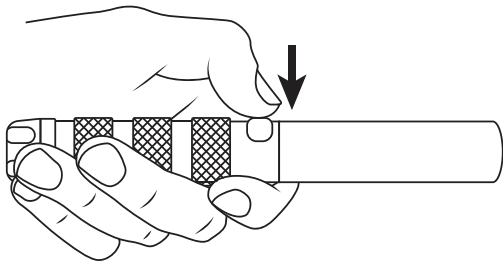
POSITION THUMB | Place thumb on trigger as shown.

4



AIM AT INTENDED TARGET | Point towards target that is within a 1 to 10 foot standoff distance.

5



FIRE | Press down on red trigger to fire. Trigger force is 8 lbs.



PepperBall® A Division of United Tactical Systems, LLC
28101 Ballard Drive, Suite F
Lake Forest, IL 60045
PepperBall.com | (877) 887-3773